



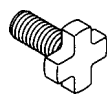
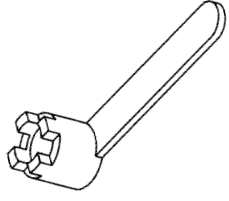


- For mills with longitudinal keyway or driving slot DIN 138
- Maximum runout between outer taper and D_1 is 0.006 mm

All dimensions in mm.
Subject to change without notice.

D-HSK	D_1 h6	L	L_1	L_2	D_2	kg/lb	Order Number
32	16	57	17	27	32	0.30/0.66	614.132.016.057
32	22	62	19	31	40	0.40/0.88	614.132.022.062
32	27	65	21	33	48	0.60/1.32	614.132.027.065
40	16	50	17	27	32	0.50/1.10	614.140.016.050
40	22	50	19	31	40	0.60/1.32	614.140.022.050
40	27	65	21	33	48	0.80/1.76	614.140.027.065
50	16	50	17	27	32	0.70/1.54	614.150.016.050
50	22	50	19	31	40	0.80/1.76	614.150.022.050
50	27	65	21	33	48	1.00/2.20	614.150.027.065
50	32	65	24	38	58	1.20/2.65	614.150.032.065
63	16	60	17	27	32	0.90/1.98	614.163.016.060
63	22	60	19	31	40	1.00/2.20	614.163.022.060
63	27	60	21	33	48	1.20/2.65	614.163.027.060
63	32	60	24	38	58	1.40/3.09	614.163.032.060
63	40	70	27	41	70	1.90/4.19	614.163.040.070
80	16	60	17	27	32	2.10/4.63	614.180.016.060
80	22	60	19	31	40	2.30/5.07	614.180.022.060
80	27	60	21	33	48	2.50/5.51	614.180.027.060
80	32	60	24	38	58	2.70/5.95	614.180.032.060
80	40	70	27	41	70	3.10/6.83	614.180.040.070
100	16	60	17	27	32	2.40/5.29	614.190.016.060
100	22	60	19	31	40	2.60/5.73	614.190.022.060
100	27	60	21	33	48	2.80/6.17	614.190.027.060
100	32	60	24	38	58	3.00/6.61	614.190.032.060
100	40	70	27	41	70	3.40/7.50	614.190.040.070
100	50	80	30	46	90	3.80/8.38	614.190.050.080

D_1						
	OPTIONAL					
16	0199020130	0199012230	0199011230	0199030230	0199010130	0199040130
22	0199020140	0199012240	0199011240	0199030240	0199010140	0199040140
27	0199020150	0199012250	0199011250	0199030250	0199010150	0199040150
32	0199020160	0199012260	0199011260	0199030260	0199010160	0199040160
40	0199020170	0199012270	0199011270	0199030270	0199010170	0199040170
50	0199020180	0199012280	0199011280	0199030280	0199010180	0199040180