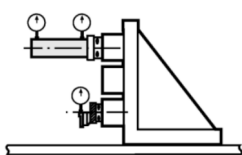
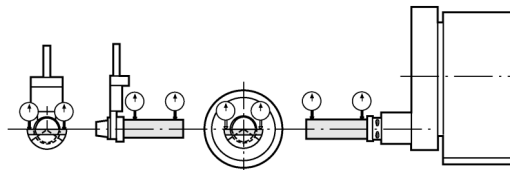


Tool Presetting



Component Fixture
Geometric Control



Checking
Gripper Position


Spindle
Runout Test

Taper	Gauge Length	Diameter	Order Number
Capto C3	160	25	465.C03.000.000
Capto C4	160	25	465.C04.000.000
Capto C5	215	32	465.C05.000.000
Capto C6	320	40	465.C06.000.000
Capto C8	320	40	465.C08.000.000
Capto C10	Contact us	Contact us	465.C10.000.000

Preventive Maintenance Gauges

Dimensional Gauges, Balancing Masters, Coolant Supply Gauges, Center Height/Master Setting, Tool Changer Alignment Gauges, Machine Set-up Gauges. Also ask us about custom gauges and personalized solutions for your machine or machine tool.

Runout Test Arbors



Available for all major machine tapers, including CAT/DIN/BT Steep Taper, HSK, Capto, KM, Morse, and others.

Chuck Force Gauges



Measure chuck jaw clamping force at high speeds. Also available for other chuck measuring applications.

Drawbar Force Gauges



Measure tool clamping force to protect spindles and ensure machining accuracy.

Custom Machine Tool Gauges

Any gauge for any machine or machine tool.

